

**Worktop induction hob**

**2-zones 49 cm**

**Black**

EAN 5414425213955



**Dimensions (mm)**

Dimensions (WxDxH) (mm)	491 x 520 x 224
Cut-out worktop (WxD)(mm)	486 x 500
Dimensions cut-out with inset (WxDxH) (mm)	495 x 524 x 7

**Installation of separate reference 40 000 only possible in worktops up to 25 mm or with adjustment of the worktop (see drawing page 3)**

**Cooker hood**

**Energy label**

Energy efficiency class (EEIhood)	B
Annual energy consumption (kWh/y) (AEChood)	55,9
Fluid Dynamic Efficiency class (FDEhood)	C
Lighting Efficiency class (LEhood)	-
Grease Filtering Efficiency class (GFEhood)	C

**General information**

Integrated motor	•
Sound absorber	•
Number of metal grease filters	1
Recirculation (default setting)/ Duct out	• / •
Dimensions exhaust (mm)	89 x 222
Position exhaust	Back left / Under left

**Functions**

Control	Touch control
Number of speeds	3 + P
Delayed switch off (minutes)	10-30 (default setting)
Grease filter cleaning indication	•
Recirculation filter cleaning indication	•
Valve for aspiration direction	•
Aspiration heights (cm)	0, 10
Watertank(s) for cleaning	•

**Air flow & noise level**

Air flow duct out (m3/u) (EN 61591):	
- Minimum	375
- Maximum	537
Air pressure (Pa):	
- Maximum	501
Sound pressure/power duct out setting (dB(A) re 1 pW)(EN 60704-2-13):	
- Minimum	43/55
- Maximum continues	51/62

# Induction hob

## General characteristics

---

Black opaque glass	•
Bevelled glass edge	•
Surface and flushline mounting	• / •

## Cooking zones

---

Number of octagonal zones	2
Cooking zones (mm)	240 x 200
Power per zone (max. / power) (W)	2100/3000 (back) 1600/1850 (front)

## Cooking functions

---

Control	Red touch control
Power levels	9 + Power
Timer per zone	•
Minute minder	•
Stop&Go	-
Keep warm function	-
Manual bridge function flexzones	• (1x)
Residual heat indication	•
Automatic cooking	-
Child lock function	•
Automatic pan recognition	-
Grill function	-

## Technical specifications

---

Maximum power	3.855 W
Voltage	230 V
Power consumption in stand-by Ps (W)	<0,5 W
Weight (kg)	24,0

## Accessories

### Accessories

---

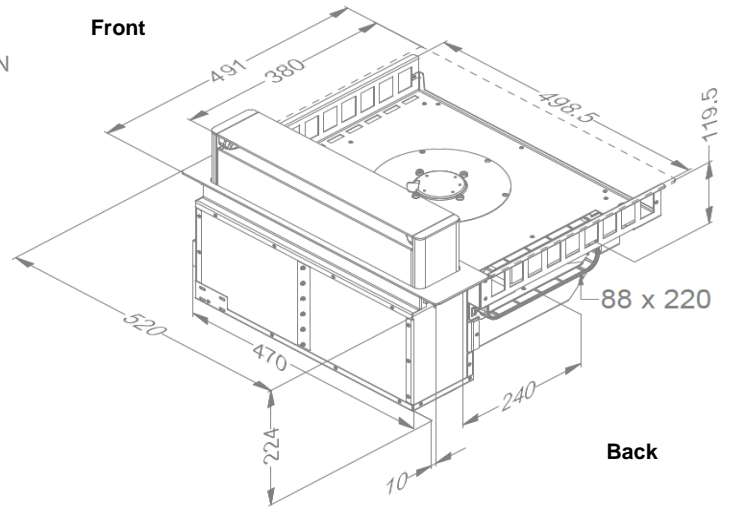
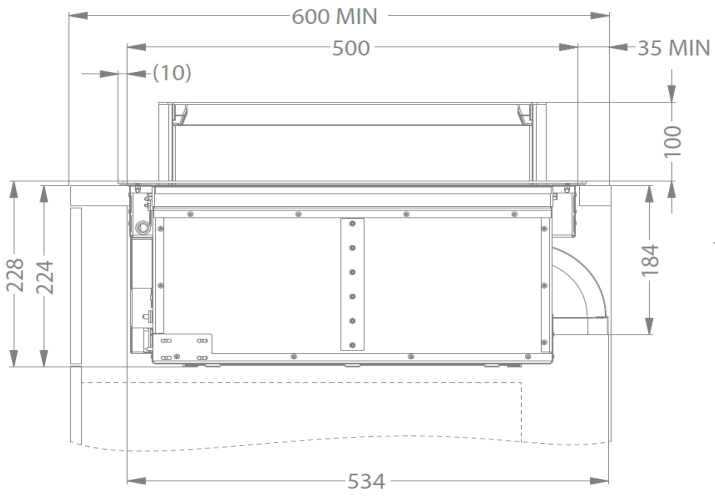
#### Recirculation kit

- Recirculation box H 98 with Monoblock filter WHITE (98x818x290mm) + duct	1811821
- Recirculation box H 98 with Monoblock filter BLACK (98x818x290mm) + duct	1811822
- Recirculation box H 98 with Monoblock filter STAINLESS STEEL LOOK (98x818x290mm) + duct	1811823

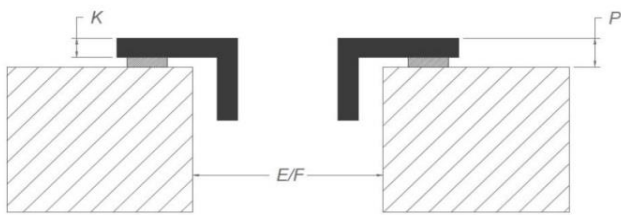
#### Recirculation box

- Recirculation box H 98 with Monoblock filter WHITE (98x818x290mm)	7921400
- Recirculation box H 98 with Monoblock filter BLACK (98x818x290mm)	7922400
- Recirculation box H 98 with Monoblock filter STAINLESS STEEL LOOK (98x818x290mm)	7923400

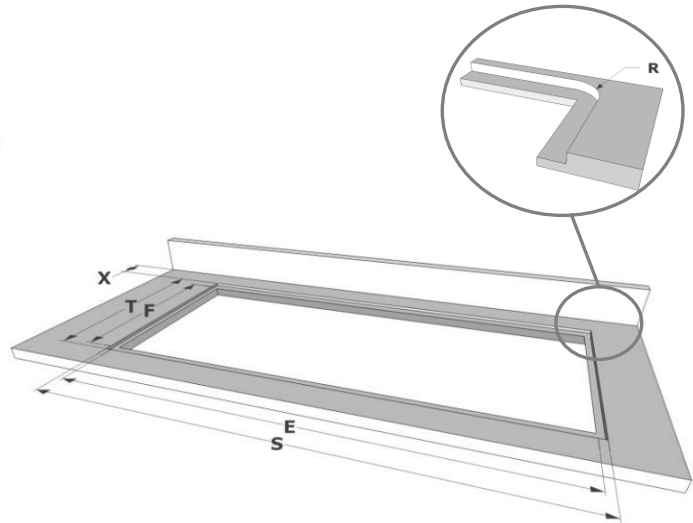
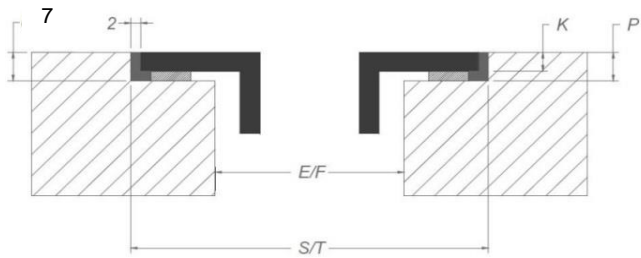
## Dimensions



## Surface mounting



## Flushline mounting



## Dimensions

	mm							
	E	F	K	P	R	S	T	X
Surface	486	500	5	7				35 min
Flushline	486	500	5	7	7	495	524	35 min